

4 LEG STOOLS

Albury Side, Albury Arm, Chevron & Stockholm Metal Stools







scan me

PARTS:

TOOLS (NOT INCLUDED):

SHELL (A)

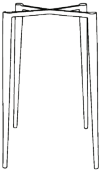


Albury Side Albury Arm Chevron Stockholm

Shells compatible with all standard stool frames.

1pc

FRAME (B)



1pc

THREADLOCK



IMPACT DRILL




We strongly recommend applying thread lock to the full length of all screws and using an impact drill. Scan the QR code with a phone or tablet to access the assembly video.

WARNING:


Always take care with an impact drill gun, especially when screwing into the frame.

4MM HEX HEAD L50MM (C)



4pc

FOOTRAIL (D)



1pc

4MM HEX HEAD L40MM (E)



4pc

WASHER (F)

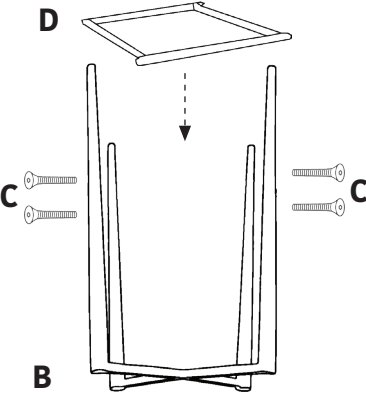


4pc

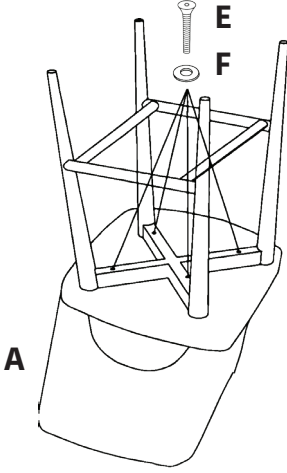
INSTRUCTIONS:

STEP 1:

The narrower side is positioned at the back.



STEP 2:



COMPLETE:

